



Immigratie- en Naturalisatiedienst
Ministerie van Justitie en Veiligheid

Asylum Trends

Monthly Report on Asylum Applications in The Netherlands

September 2023

Colophon

Title Asylum Trends

Subtitle Monthly Report on Asylum Applications in The Netherlands
Recent trends

Author Ministry of Justice and Security
Immigration and Naturalisation Service (IND)
IND Business Information Centre (BIC)
Rijnstraat 8 | 2515 XP Den Haag
Postbus 16275 | 2500 BG Den Haag

Migratie in beweging



EUROPESE UNIE
Het Fonds voor asiel,
migratie en integratie

Contents

| | |
|-----------------|---|
| <i>Colophon</i> | 2 |
|-----------------|---|

Asylum applications in The Netherlands

| | |
|---|---|
| Total asylum applications in The Netherlands | 4 |
| First asylum applications in The Netherlands | 5 |
| Repeated asylum applications in The Netherlands | 6 |
| Family reunification in The Netherlands | 7 |
| Unaccompanied minor asylum seekers in The Netherlands | 8 |
| Monthly first asylum applications in The Netherlands | 9 |

Appendix

Appendix: Relocation and Resettlement

Total asylum influx in The Netherlands (first applications, repeated applications, family reunification influx)
 Source: METIS

Top 10 Last thirteen months **total** asylum applications in The Netherlands

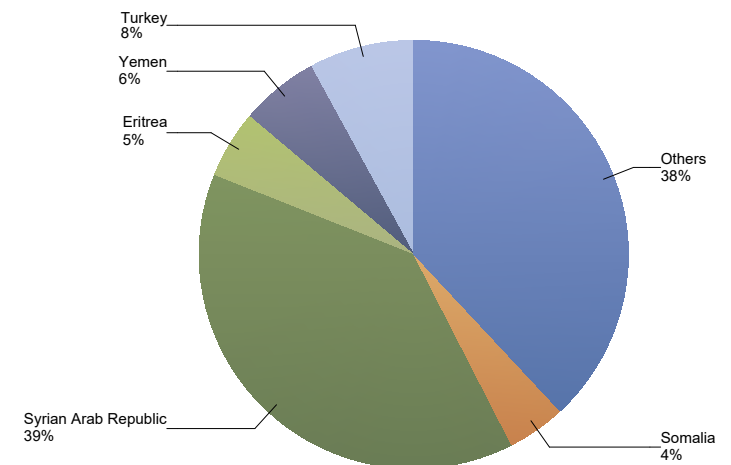
| Total 2021 | Total 2022 | Country of citizenship | 2022 | | | | | 2023 | | | | | | | | | | | | Last 12 months | Perc |
|------------|------------|----------------------------|-------|-------|-------|-------|--------|-------|-------|-------|-------|-------|-------|-------|-------|-------|--------|--------|------|----------------|------|
| | | | Sep | Oct | Nov | Dec | Total | Jan | Feb | Mar | Apr | May | Jun | Jul | Aug | Sep | Total | | | | |
| 14.904 | 19.989 | Syrian Arab Republic | 2.702 | 2.099 | 1.865 | 1.015 | 7.681 | 824 | 746 | 1.099 | 1.163 | 1.374 | 1.604 | 1.880 | 1.914 | 2.279 | 12.883 | 17.862 | 39% | | |
| 3.215 | 3.802 | Turkey | 466 | 388 | 276 | 253 | 1.383 | 225 | 234 | 288 | 253 | 264 | 319 | 425 | 379 | 380 | 2.767 | 3.684 | 8% | | |
| 1.855 | 2.813 | Yemen | 301 | 300 | 281 | 142 | 1.024 | 166 | 170 | 240 | 239 | 242 | 238 | 253 | 216 | 248 | 2.012 | 2.735 | 6% | | |
| 1.576 | 1.935 | Eritrea | 237 | 214 | 184 | 136 | 771 | 139 | 176 | 175 | 139 | 205 | 226 | 296 | 240 | 237 | 1.833 | 2.367 | 5% | | |
| 1.059 | 1.624 | Somalia | 138 | 145 | 191 | 205 | 679 | 171 | 161 | 184 | 144 | 202 | 159 | 219 | 149 | 108 | 1.497 | 2.038 | 4% | | |
| 1.176 | 1.264 | Algeria | 84 | 133 | 203 | 165 | 585 | 158 | 144 | 150 | 95 | 128 | 148 | 132 | 108 | 108 | 1.186 | 1.687 | 4% | | |
| 1.133 | 933 | Iraq | 87 | 104 | 66 | 141 | 398 | 84 | 97 | 109 | 222 | 158 | 123 | 122 | 89 | 108 | 1.112 | 1.423 | 3% | | |
| 607 | 1.135 | Iran (Islamic Republic of) | 133 | 137 | 161 | 121 | 552 | 161 | 109 | 139 | 115 | 118 | 95 | 95 | 55 | 98 | 985 | 1.404 | 3% | | |
| 952 | 1.277 | Unknown | 163 | 125 | 122 | 113 | 523 | 119 | 86 | 95 | 88 | 97 | 115 | 108 | 110 | 121 | 939 | 1.299 | 3% | | |
| 3.425 | 2.945 | Afghanistan | 254 | 141 | 128 | 93 | 616 | 88 | 98 | 62 | 64 | 76 | 78 | 67 | 43 | 86 | 662 | 1.024 | 2% | | |
| 6.718 | 10.274 | Others | 924 | 1.082 | 1.107 | 859 | 3.972 | 876 | 816 | 831 | 759 | 744 | 938 | 957 | 926 | 892 | 7.739 | 10.787 | 23% | | |
| 36.620 | 47.991 | Total | 5.489 | 4.868 | 4.584 | 3.243 | 18.184 | 3.011 | 2.837 | 3.372 | 3.281 | 3.608 | 4.043 | 4.554 | 4.244 | 4.665 | 33.615 | 46.310 | 100% | | |

* To conceal the lowest figures, all values between 0 and 4 are replaced by asterisk.

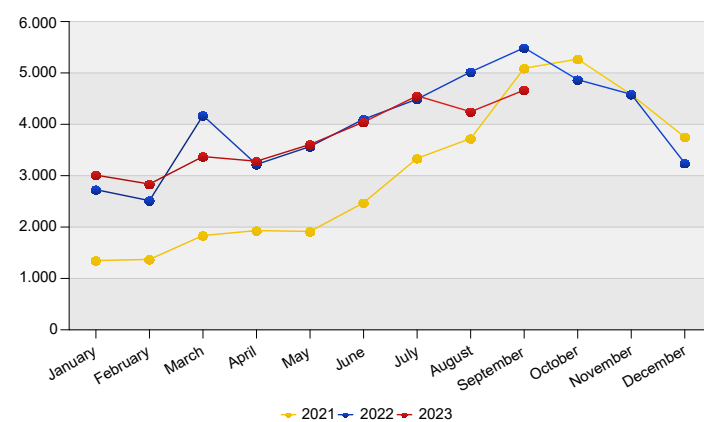
Top Total asylum applications in The Netherlands
 September 2023

| | Country of citizenship | | % |
|-----------------------------|----------------------------|--------------|-------------|
| 1 | Syrian Arab Republic | 2.279 | 49% |
| 2 | Turkey | 380 | 8% |
| 3 | Yemen | 248 | 5% |
| 4 | Eritrea | 237 | 5% |
| 5 | Unknown | 121 | 3% |
| 6 | Algeria | 108 | 2% |
| 7 | Iraq | 108 | 2% |
| 8 | Somalia | 108 | 2% |
| 9 | Iran (Islamic Republic of) | 98 | 2% |
| 10 | Afghanistan | 86 | 2% |
| 11 | Morocco | 84 | 2% |
| 12 | Nigeria | 81 | 2% |
| | Others | 727 | 16% |
| Total September 2023 | | 4.665 | 100% |

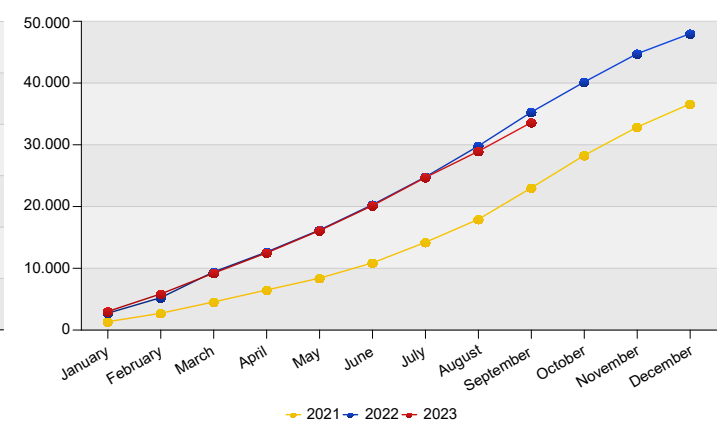
Top Nationalities total applications last twelve months
 Period: Oct 2022 - Sep 2023
 Number of total asylum applications: 46.310



Total asylum applications in The Netherlands



Cumulative development of total asylum applications in The Netherlands



First asylum applications in The Netherlands
Source: METIS

Top 10 Last thirteen months **first** asylum applications in The Netherlands

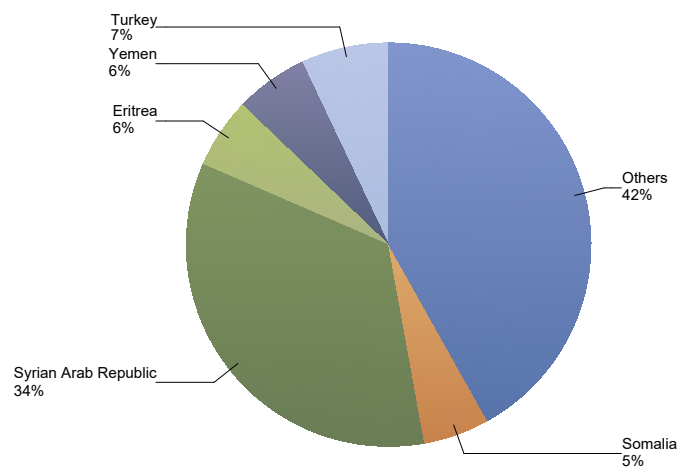
| Total 2021 | Total 2022 ** | Country of citizenship | 2022 | | | | | 2023 | | | | | | | | | | | | Last 12 months | Perc |
|---------------|---------------|----------------------------|--------------|--------------|--------------|--------------|---------------|--------------|--------------|--------------|--------------|--------------|--------------|--------------|--------------|--------------|---------------|---------------|-------------|----------------|------|
| | | | Sep | Oct | Nov | Dec | Total | Jan | Feb | Mar | Apr | May | Jun | Jul | Aug | Sep | Total | | | | |
| 8.323 | 12.648 | Syrian Arab Republic | 2.047 | 1.738 | 1.652 | 794 | 6.231 | 638 | 454 | 463 | 584 | 764 | 1.030 | 1.278 | 1.368 | 1.672 | 8.251 | 12.435 | 34% | | |
| 2.459 | 2.684 | Turkey | 386 | 302 | 218 | 173 | 1.079 | 163 | 155 | 157 | 149 | 152 | 203 | 312 | 304 | 260 | 1.855 | 2.548 | 7% | | |
| 1.189 | 2.428 | Yemen | 285 | 284 | 265 | 127 | 961 | 156 | 151 | 187 | 219 | 133 | 168 | 181 | 113 | 120 | 1.428 | 2.104 | 6% | | |
| 768 | 1.365 | Eritrea | 167 | 151 | 152 | 95 | 565 | 90 | 138 | 155 | 103 | 188 | 213 | 294 | 235 | 220 | 1.636 | 2.034 | 6% | | |
| 903 | 1.457 | Somalia | 115 | 134 | 181 | 175 | 605 | 161 | 157 | 167 | 139 | 190 | 150 | 209 | 141 | 105 | 1.419 | 1.909 | 5% | | |
| 1.105 | 1.206 | Algeria | 82 | 130 | 197 | 154 | 563 | 153 | 139 | 142 | 89 | 119 | 144 | 123 | 113 | 102 | 1.124 | 1.605 | 4% | | |
| 829 | 1.113 | Unknown | 151 | 122 | 113 | 101 | 487 | 113 | 75 | 78 | 80 | 90 | 102 | 106 | 108 | 116 | 868 | 1.204 | 3% | | |
| 263 | 702 | Iran (Islamic Republic of) | 105 | 97 | 126 | 89 | 417 | 141 | 99 | 116 | 104 | 107 | 83 | 83 | 50 | 89 | 872 | 1.184 | 3% | | |
| 746 | 671 | Iraq | 67 | 85 | 61 | 115 | 328 | 64 | 67 | 54 | 194 | 135 | 80 | 112 | 43 | 89 | 838 | 1.099 | 3% | | |
| 3.006 | 2.732 | Afghanistan | 243 | 121 | 110 | 69 | 543 | 65 | 84 | 39 | 42 | 51 | 61 | 53 | 40 | 56 | 491 | 791 | 2% | | |
| 5.095 | 8.529 | Others | 785 | 912 | 997 | 703 | 3.397 | 756 | 690 | 689 | 659 | 629 | 811 | 821 | 803 | 794 | 6.652 | 9.264 | 26% | | |
| 24.686 | 35.535 | Total | 4.433 | 4.076 | 4.072 | 2.595 | 15.176 | 2.500 | 2.209 | 2.247 | 2.362 | 2.558 | 3.045 | 3.572 | 3.318 | 3.623 | 25.434 | 36.177 | 100% | | |

* To conceal the lowest figures, all values between 0 and 4 are replaced by asterisk.

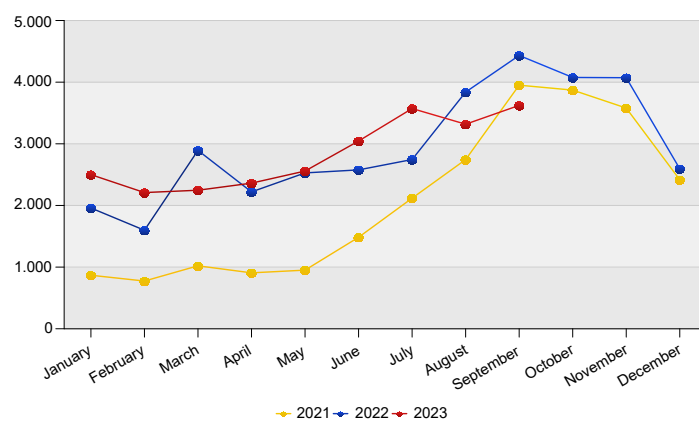
Top First asylum applications in The Netherlands
September 2023

| | Country of citizenship | | % |
|-----------------------------|----------------------------|--------------|-------------|
| 1 | Syrian Arab Republic | 1.672 | 46% |
| 2 | Turkey | 260 | 7% |
| 3 | Eritrea | 220 | 6% |
| 4 | Yemen | 120 | 3% |
| 5 | Unknown | 116 | 3% |
| 6 | Somalia | 105 | 3% |
| 7 | Algeria | 102 | 3% |
| 8 | Iran (Islamic Republic of) | 89 | 2% |
| 9 | Iraq | 89 | 2% |
| 10 | Nigeria | 73 | 2% |
| 11 | Sudan | 68 | 2% |
| | Others | 709 | 20% |
| Total September 2023 | | 3.623 | 100% |

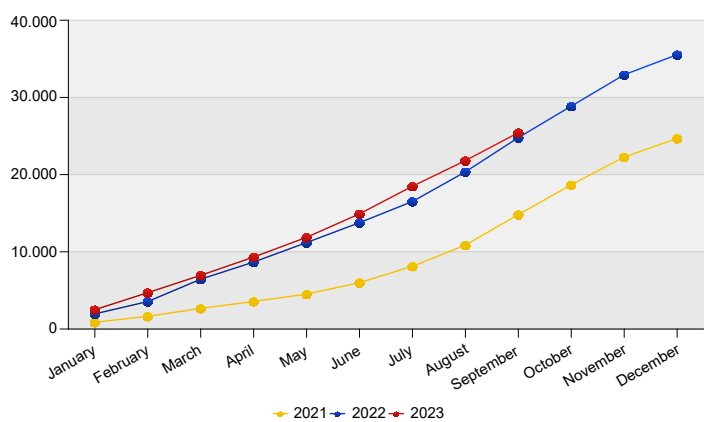
Top Nationalities first applications last twelve months
Period: Oct 2022 - Sep 2023
Number of first asylum applications: 36.177



First asylum applications in The Netherlands



Cumulative development of first asylum applications in The Netherlands



Repeated asylum applications in The Netherlands
Source: METIS

Top 10 Last thirteen months repeated asylum applications in The Netherlands

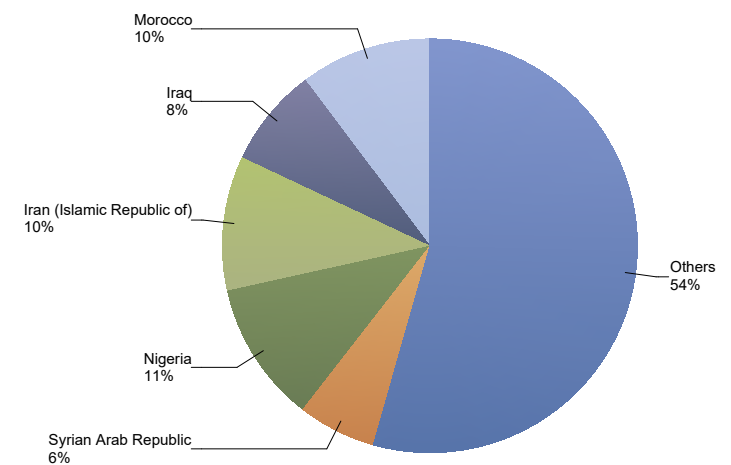
| Total 2021 | Total 2022 | Country of citizenship | 2022 | | | | | 2023 | | | | | | | | | | Last 12 months | Perc |
|------------|------------|----------------------------|------|-----|-----|-----|-------|------|-----|-----|-----|-----|-----|-----|-----|-----|-------|----------------|------|
| | | | Sep | Oct | Nov | Dec | Total | Jan | Feb | Mar | Apr | May | Jun | Jul | Aug | Sep | Total | | |
| 92 | 151 | Nigeria | 7 | 17 | 10 | 20 | 54 | 9 | 12 | 10 | 23 | 11 | 17 | 13 | 11 | 8 | 114 | 161 | 11% |
| 221 | 218 | Iran (Islamic Republic of) | 7 | 20 | 28 | 23 | 78 | 17 | * | 18 | 8 | 7 | 7 | 12 | * | 7 | 82 | 153 | 10% |
| 73 | 54 | Morocco | * | 9 | 15 | 11 | 38 | 14 | 11 | 17 | 11 | 17 | * | 9 | 15 | 17 | 115 | 150 | 10% |
| 122 | 132 | Iraq | 9 | 9 | 5 | 7 | 30 | 10 | * | 16 | 6 | 8 | 13 | 6 | 22 | 9 | 92 | 113 | 8% |
| 142 | 103 | Syrian Arab Republic | 6 | 14 | 12 | 5 | 37 | 8 | 13 | 5 | * | * | 10 | 9 | * | * | 58 | 89 | 6% |
| 62 | 54 | Algeria | * | * | * | 11 | 19 | 5 | 5 | 8 | 6 | 9 | * | 9 | 10 | 6 | 62 | 79 | 5% |
| 77 | 43 | Eritrea | 5 | * | 8 | 5 | 22 | * | 6 | * | 7 | * | 6 | * | * | 7 | 39 | 56 | 4% |
| 33 | 39 | Uganda | * | 7 | * | * | 14 | 5 | * | 5 | 5 | 7 | * | 5 | 7 | * | 41 | 53 | 4% |
| 66 | 42 | Somalia | 11 | * | * | 11 | 27 | * | * | * | 5 | 7 | * | 6 | * | * | 30 | 46 | 3% |
| 27 | 25 | Gambia | * | * | * | 5 | 12 | * | * | * | * | * | * | * | 7 | * | 25 | 37 | 3% |
| 899 | 668 | Others | 38 | 40 | 43 | 47 | 168 | 41 | 56 | 39 | 34 | 45 | 37 | 60 | 45 | 37 | 394 | 524 | 36% |
| 1.814 | 1.529 | Total | 90 | 130 | 130 | 149 | 499 | 116 | 116 | 127 | 110 | 122 | 104 | 131 | 127 | 99 | 1.052 | 1.461 | 100% |

* To conceal the lowest figures, all values between 0 and 4 are replaced by asterisk.

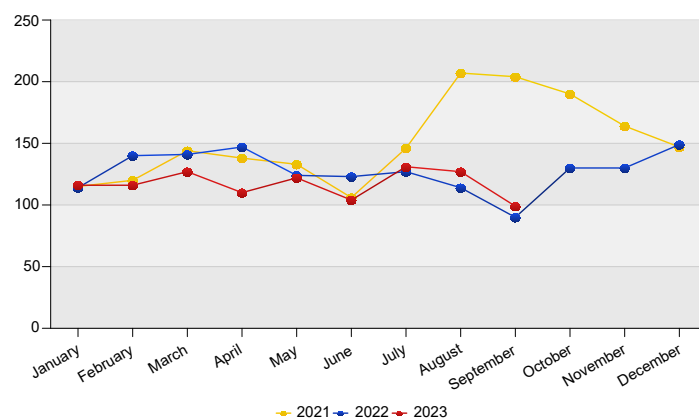
Top Repeated asylum applications in The Netherlands September 2023

| Country of citizenship | | % |
|------------------------------|-----------|-------------|
| 1 Morocco | 17 | 17% |
| 2 Iraq | 9 | 9% |
| 3 Nigeria | 8 | 8% |
| 4 Eritrea | 7 | 7% |
| 5 Iran (Islamic Republic of) | 7 | 7% |
| 6 Algeria | 6 | 6% |
| Others | 45 | 45% |
| Total September 2023 | 99 | 100% |

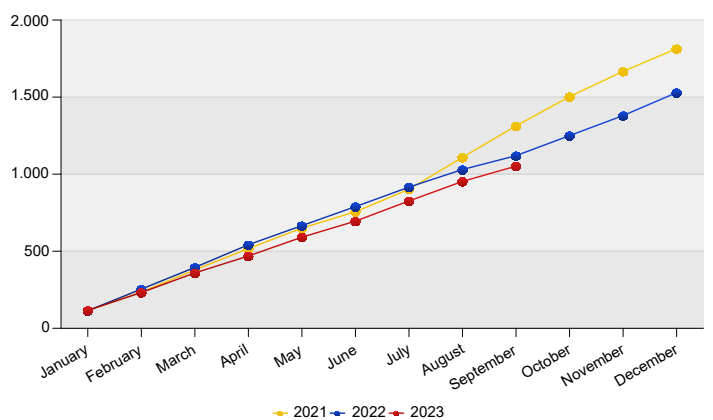
Top Nationalities repeated asylum applications last twelve months
Period: Oct 2022 - Sep 2023
Number of repeated asylum applications: 1.461



Repeated asylum applications in The Netherlands



Cumulative development of repeated asylum applications in The Netherlands



Influx of family reunification in The Netherlands (Council Directive 2003/86/EC Chapter V)
 Source: METIS

Top 10 Last thirteen months Influx of family reunification in The Netherlands

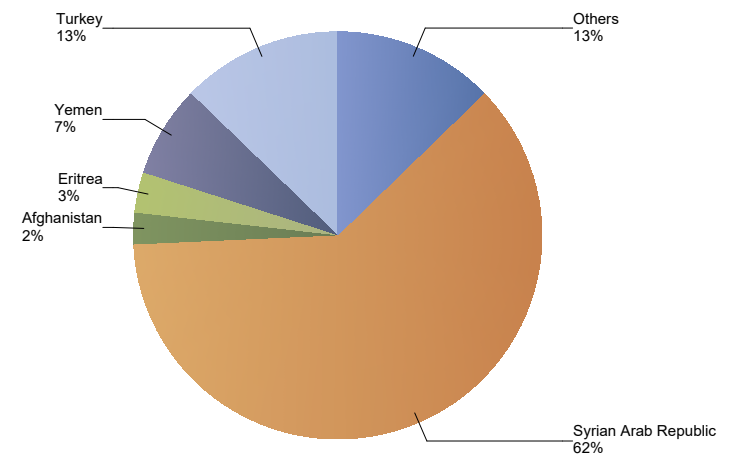
| Total 2021 | Total 2022 | Country of citizenship | 2022 | | | | 2023 | | | | | | | | | | | | Last 12 months | Perc |
|------------|------------|----------------------------|------------|------------|------------|------------|--------------|------------|------------|------------|------------|------------|------------|------------|------------|------------|--------------|--------------|----------------|------|
| | | | Sep | Oct | Nov | Dec | Total | Jan | Feb | Mar | Apr | May | Jun | Jul | Aug | Sep | Total | | | |
| 6.439 | 7.238 | Syrian Arab Republic | 649 | 347 | 201 | 216 | 1.413 | 178 | 279 | 631 | 576 | 606 | 564 | 593 | 543 | 604 | 4.574 | 5.338 | 62% | |
| 735 | 1.094 | Turkey | 78 | 85 | 52 | 79 | 294 | 61 | 76 | 129 | 103 | 107 | 116 | 111 | 70 | 119 | 892 | 1.108 | 13% | |
| 651 | 377 | Yemen | 16 | 16 | 15 | 15 | 62 | 10 | 19 | 53 | 20 | 109 | 70 | 72 | 103 | 127 | 583 | 629 | 7% | |
| 731 | 527 | Eritrea | 65 | 59 | 24 | 36 | 184 | 45 | 32 | 18 | 29 | 13 | 7 | * | * | 10 | 158 | 277 | 3% | |
| 118 | 159 | Afghanistan | 11 | 19 | 13 | 21 | 64 | 21 | 12 | 21 | 22 | 25 | 17 | 13 | * | 30 | 163 | 216 | 2% | |
| 265 | 130 | Iraq | 11 | 10 | * | 19 | 40 | 10 | 28 | 39 | 22 | 15 | 30 | * | 24 | 10 | 182 | 211 | 2% | |
| 342 | 370 | Stateless | 24 | 40 | 10 | 25 | 99 | 8 | 17 | 29 | 9 | 5 | 11 | 10 | 8 | 14 | 111 | 186 | 2% | |
| 168 | 137 | Pakistan | 22 | 22 | 7 | 15 | 66 | 6 | 6 | * | * | 7 | 17 | 10 | 17 | * | 70 | 114 | 1% | |
| 90 | 125 | Somalia | 12 | 8 | 8 | 19 | 47 | 9 | * | 13 | * | 5 | 8 | * | 7 | * | 48 | 83 | 1% | |
| 123 | 215 | Iran (Islamic Republic of) | 21 | 20 | 7 | 9 | 57 | * | 7 | 5 | * | * | 5 | * | * | * | 31 | 67 | 1% | |
| 458 | 555 | Others | 57 | 36 | 45 | 45 | 183 | 44 | 35 | 56 | 25 | 32 | 49 | 32 | 21 | 23 | 317 | 443 | 5% | |
| 10.120 | 10.927 | Total | 966 | 662 | 382 | 499 | 2.509 | 395 | 512 | 998 | 809 | 928 | 894 | 851 | 799 | 943 | 7.129 | 8.672 | 100% | |

* To conceal the lowest figures, all values between 0 and 4 are replaced by asterisk.

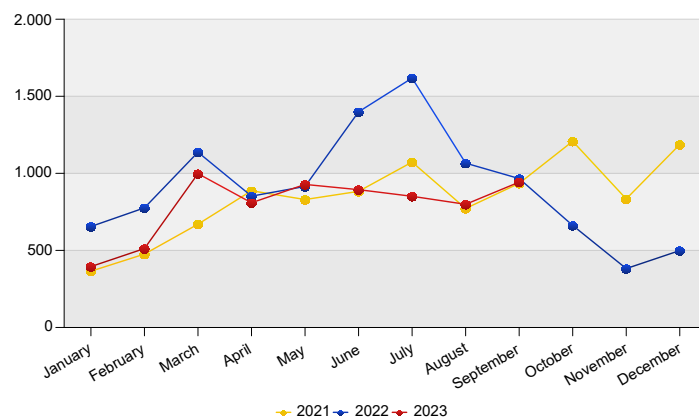
Top Influx of family reunification in The Netherlands
 September 2023

| Country of citizenship | | | % |
|-----------------------------|----------------------|------------|-------------|
| 1 | Syrian Arab Republic | 604 | 64% |
| 2 | Yemen | 127 | 13% |
| 3 | Turkey | 119 | 13% |
| 4 | Afghanistan | 30 | 3% |
| 5 | Stateless | 14 | 1% |
| | Others | 49 | 5% |
| Total September 2023 | | 943 | 100% |

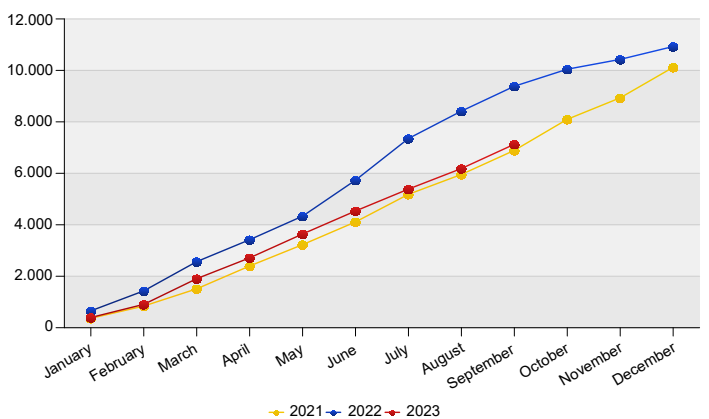
Top Nationalities Influx of family reunification last twelve months
 Period: Oct 2022 - Sep 2023
 Number of influx family reunification: 8.672



Influx of family reunification in The Netherlands



Cumulative development of Influx of family reunification in The Netherlands



Influx of indicated unaccompanied minor asylum seekers in The Netherlands
 Source: METIS

Top 10 Unaccompanied minor asylum applications in The Netherlands

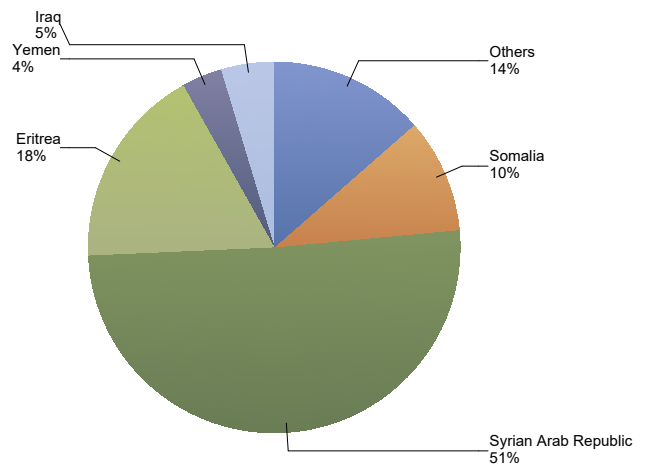
| Total 2021 | Total 2022 | Country of citizenship | 2022 | | | | | 2023 | | | | | | | | | | Last 12 months | Perc |
|------------|------------|------------------------|------|-----|-----|-----|-------|------|-----|-----|-----|-----|-----|-----|-----|-----|-------|----------------|------|
| | | | Sep | Oct | Nov | Dec | Total | Jan | Feb | Mar | Apr | May | Jun | Jul | Aug | Sep | Total | | |
| 1.078 | 2.427 | Syrian Arab Republic | 408 | 360 | 299 | 126 | 1.193 | 85 | 45 | 63 | 111 | 145 | 208 | 263 | 373 | 572 | 1.865 | 2.650 | 51% |
| 235 | 606 | Eritrea | 84 | 68 | 76 | 27 | 255 | 23 | 42 | 55 | 47 | 73 | 90 | 165 | 115 | 134 | 744 | 915 | 18% |
| 185 | 319 | Somalia | 32 | 45 | 31 | 48 | 156 | 45 | 46 | 42 | 42 | 61 | 37 | 49 | 38 | 36 | 396 | 520 | 10% |
| 163 | 93 | Iraq | 13 | 18 | 6 | * | 40 | 12 | 11 | 7 | 63 | 41 | 30 | 28 | * | 20 | 216 | 243 | 5% |
| 70 | 188 | Yemen | 22 | 25 | 27 | 8 | 82 | 15 | 9 | 22 | 27 | 7 | 9 | * | 12 | 18 | 123 | 183 | 4% |
| 87 | 145 | Afghanistan | 12 | 16 | 29 | 11 | 68 | 11 | 7 | 7 | * | 6 | 9 | 10 | 8 | 15 | 75 | 131 | 3% |
| 72 | 72 | Algeria | * | 5 | 13 | 15 | 36 | 7 | 5 | * | * | 8 | * | 7 | 7 | 11 | 56 | 89 | 2% |
| 13 | 20 | Sudan | * | * | * | * | 8 | * | * | * | * | * | * | * | 8 | 34 | 59 | 64 | 1% |
| 68 | 72 | Unknown | 14 | 8 | 9 | * | 32 | * | * | * | * | * | 5 | 8 | 5 | 11 | 45 | 63 | 1% |
| * | 52 | Turkey | 17 | 17 | * | * | 36 | * | * | * | * | * | 5 | 5 | 16 | 5 | 38 | 57 | 1% |
| 216 | 213 | Others | 26 | 20 | 22 | 14 | 82 | 20 | 15 | 14 | 17 | 14 | 19 | 41 | 48 | 59 | 247 | 303 | 6% |
| 2.191 | 4.207 | Total | 634 | 582 | 516 | 256 | 1.988 | 227 | 186 | 217 | 319 | 362 | 420 | 584 | 634 | 915 | 3.864 | 5.218 | 100% |

* To conceal the lowest figures, all values between 0 and 4 are replaced by asterisk.

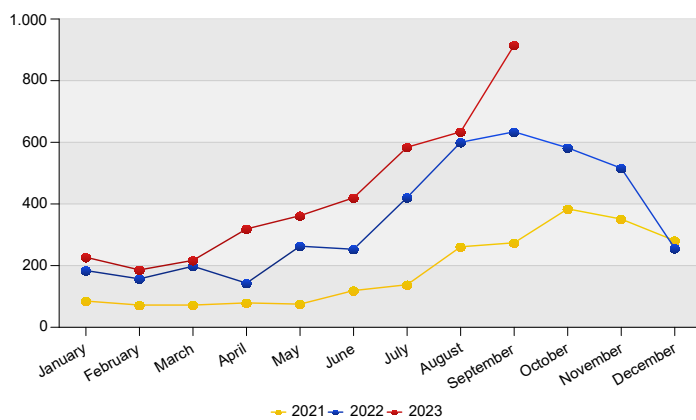
Top Unaccompanied minor asylum applications in The Netherlands September 2023

| Country of citizenship | | % |
|-----------------------------|------------|-------------|
| 1 Syrian Arab Republic | 572 | 63% |
| 2 Eritrea | 134 | 15% |
| 3 Somalia | 36 | 4% |
| 4 Sudan | 34 | 4% |
| 5 Iraq | 20 | 2% |
| Others | 119 | 13% |
| Total September 2023 | 915 | 100% |

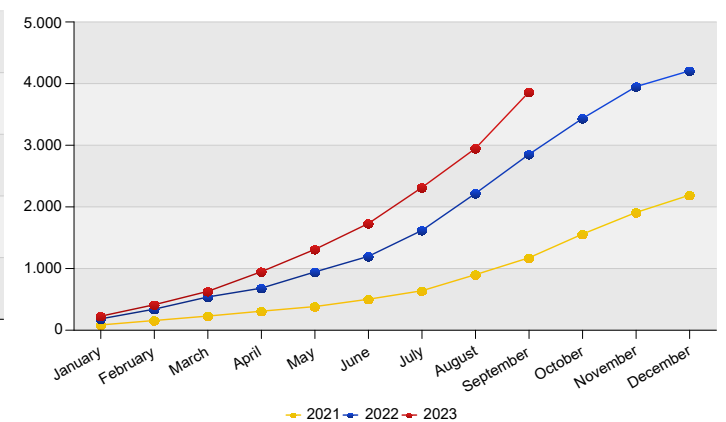
Top Nationalities unaccompanied minor asylum applications last twelve months
 Period: Oct 2022 - Sep 2023
 Number of unaccompanied minor asylum applications: 5.218



Unaccompanied minor asylum applications in The Netherlands



Cumulative development of Unaccompanied minor asylum applications in The Netherlands



Monthly First Asylum Applications in The Netherlands in 2023
Source: METIS

| Country of citizenships | Jan | Feb | Mar | Apr | May | Jun | Jul | Aug | Sep | 2020 | 2021 | 2022 | 2023 |
|--|-----|-----|-----|-----|-----|-----|-----|-----|-----|------|-------|-------|-------|
| Afghanistan | 65 | 84 | 39 | 42 | 51 | 61 | 53 | 40 | 56 | 389 | 3.006 | 2.732 | 491 |
| Albania | * | 8 | * | * | * | * | * | * | * | 82 | 54 | 52 | 19 |
| Algeria | 153 | 139 | 142 | 89 | 119 | 144 | 123 | 113 | 102 | 993 | 1.105 | 1.206 | 1.124 |
| Angola | * | * | * | * | * | * | * | * | * | 12 | 5 | 17 | 18 |
| Argentina | * | * | * | * | * | * | * | * | * | * | 6 | 5 | * |
| Armenia | * | 5 | * | * | * | * | 6 | 8 | * | 25 | 33 | 50 | 32 |
| Australia | * | * | * | * | * | * | * | * | * | * | * | * | * |
| Azerbaijan | 11 | 17 | 7 | 24 | 9 | 8 | 12 | 7 | * | 115 | 78 | 127 | 97 |
| Bahrain | * | 6 | * | * | * | * | * | * | * | 5 | * | 5 | 7 |
| Bangladesh | * | * | * | * | * | * | * | * | * | 21 | 11 | 18 | 17 |
| Belarus | 14 | * | * | 7 | * | 14 | 10 | 6 | 5 | 84 | 86 | 94 | 62 |
| Belgium | * | * | * | * | * | * | * | * | * | * | * | * | * |
| Benin | * | * | * | * | * | * | * | 6 | 5 | * | * | 9 | 17 |
| Bolivia | * | * | * | 5 | * | * | * | * | * | * | * | 7 | 6 |
| Bosnia and Herzegovina | * | * | * | * | * | * | * | * | * | 11 | 5 | 15 | 8 |
| Botswana | * | * | * | * | * | * | * | * | * | * | * | * | * |
| Brazil | * | * | * | * | * | * | * | * | * | 19 | 17 | 12 | * |
| Bulgaria | * | * | * | * | * | * | * | * | * | 5 | * | * | * |
| Burkina Faso | * | * | * | * | * | * | * | * | * | 8 | 8 | * | 6 |
| Burundi | * | * | * | * | * | * | * | * | * | * | * | 16 | 5 |
| Cambodia | * | * | * | * | * | * | * | * | * | * | * | * | * |
| Cameroon | * | * | 5 | 15 | 7 | * | 5 | * | 6 | 36 | 17 | 24 | 50 |
| Canada | * | * | * | * | * | * | * | * | * | * | * | * | * |
| Cape Verde | * | * | * | * | * | * | * | * | * | * | * | * | * |
| Central African Republic | * | * | * | * | * | * | * | * | * | * | * | * | * |
| Chad | * | * | * | * | * | * | * | * | * | 11 | 17 | 10 | 8 |
| Chile | * | * | * | * | * | * | * | * | * | * | * | 7 | * |
| China (including Hong Kong) | 27 | 18 | 17 | 22 | 13 | 19 | 17 | 25 | 43 | 56 | 153 | 151 | 201 |
| Colombia | 11 | 54 | 53 | 45 | 43 | 49 | 52 | 39 | 28 | 106 | 187 | 519 | 374 |
| Comoros | * | * | * | * | * | * | * | * | * | * | * | * | * |
| Congo, the Democratic Republic of the | * | * | * | * | * | * | * | * | * | 10 | 11 | 27 | 20 |
| Congo, the Republic of the | * | * | * | * | 5 | * | * | * | * | 17 | 25 | 22 | 16 |
| Costa Rica | * | * | * | * | * | * | * | * | * | * | * | * | * |
| Cote d'Ivoire | * | * | 5 | * | * | * | * | * | * | 29 | 11 | 10 | 17 |
| Cuba | * | * | * | * | * | 5 | * | * | * | 8 | 17 | 13 | 12 |
| Czech Republic | * | * | * | * | * | * | * | * | * | 5 | * | * | * |
| Djibouti | * | * | * | * | * | * | * | * | * | * | * | * | * |
| Dominica | * | * | * | * | * | * | * | * | * | * | * | * | * |
| Dominican Republic | * | * | * | * | * | * | 5 | * | * | 5 | * | 7 | 9 |
| Ecuador | * | * | * | * | 6 | 6 | * | * | * | * | * | * | 16 |
| Egypt | 20 | 13 | 26 | 14 | 13 | 22 | 28 | 42 | 42 | 101 | 146 | 262 | 220 |
| El Salvador | * | * | * | * | * | * | * | * | * | 28 | 33 | 75 | 9 |
| Equatorial Guinea | * | * | * | * | * | * | * | * | * | * | * | * | * |
| Eritrea | 90 | 138 | 155 | 103 | 188 | 213 | 294 | 235 | 220 | 368 | 768 | 1.365 | 1.636 |
| Estonia | * | * | * | * | * | * | * | * | * | * | * | * | * |
| Ethiopia | 19 | 19 | 22 | 21 | 15 | 17 | 32 | 31 | 16 | 44 | 167 | 305 | 192 |
| France | * | * | * | * | * | * | * | * | * | * | * | 5 | * |
| Gambia | 14 | 8 | 9 | 6 | 14 | 10 | 20 | 19 | 16 | 204 | 140 | 102 | 116 |
| Georgia | 14 | 15 | 8 | 7 | 10 | 12 | 10 | 10 | * | 163 | 89 | 156 | 86 |
| Germany | * | * | * | * | * | * | * | * | * | 6 | 9 | * | 7 |
| Ghana | 5 | 6 | 5 | * | 5 | 5 | * | * | 7 | 41 | 40 | 35 | 38 |
| Greece | * | * | * | * | * | * | * | * | * | * | * | * | * |
| Guatemala | * | * | * | * | * | * | * | * | * | * | * | * | * |
| Guinea | 18 | * | 7 | 5 | 8 | 11 | 7 | 17 | 24 | 108 | 79 | 95 | 101 |
| Guinea-Bissau | * | * | * | * | * | * | * | * | * | 10 | * | * | * |
| Guyana | * | * | * | * | * | * | * | * | * | * | * | 5 | * |
| Haiti | * | * | 8 | * | * | * | * | * | * | * | 15 | 10 | 17 |
| Honduras | * | * | * | * | * | * | * | * | * | 6 | 8 | * | 8 |
| Hungary | * | * | * | * | * | * | * | * | * | 5 | * | * | * |
| India | 26 | 14 | 15 | 17 | 14 | 18 | 8 | 13 | * | 14 | 120 | 123 | 128 |
| Indonesia | * | * | * | * | * | * | * | * | * | 9 | 6 | * | * |
| Iran (Islamic Republic of) | 141 | 99 | 116 | 104 | 107 | 83 | 83 | 50 | 89 | 370 | 263 | 702 | 872 |
| Iraq | 64 | 67 | 54 | 194 | 135 | 80 | 112 | 43 | 89 | 336 | 746 | 671 | 838 |
| Ireland | * | * | * | * | * | * | * | * | * | * | * | * | * |
| Israel | * | * | * | * | 6 | * | * | * | * | * | * | * | 8 |
| Italy | * | * | * | * | * | * | * | * | * | 5 | * | * | 6 |
| Jamaica | 6 | * | * | 11 | * | * | * | * | * | 6 | 18 | 17 | 22 |
| Japan | * | * | * | * | * | * | * | * | * | * | * | * | * |
| Jordan | 18 | 11 | 7 | 6 | 5 | 7 | 13 | 8 | 9 | 55 | 19 | 85 | 84 |
| Kazakhstan | * | 6 | 6 | * | * | 8 | 7 | * | 5 | 28 | 13 | 41 | 40 |
| Kenya | * | * | * | 26 | * | * | 5 | * | * | 12 | * | 18 | 42 |
| Korea, Democratic People's Republic of | * | * | * | * | * | * | * | * | * | * | * | 5 | * |
| Kosovo | * | * | * | * | * | * | * | * | * | * | * | 9 | 5 |
| Kuwait | * | * | * | * | * | * | * | * | * | 8 | * | 9 | 8 |
| Kyrgyzstan | * | * | * | * | * | * | * | * | 5 | * | * | 18 | 7 |
| Lao People's Democratic Republic | * | * | * | * | * | * | * | * | * | * | * | * | * |
| Latvia | * | * | * | * | * | * | * | * | * | * | * | * | * |
| Lebanon | 9 | 5 | * | 7 | * | 8 | 6 | 5 | * | 88 | 69 | 65 | 48 |
| Liberia | * | * | * | * | * | * | * | * | * | 11 | 10 | 9 | 15 |
| Libyan Arab Jamahiriya | 33 | 23 | 16 | * | 21 | 19 | 20 | 18 | 9 | 188 | 124 | 193 | 163 |
| Lithuania | * | * | * | * | * | * | * | * | * | * | * | * | * |
| Madagascar | * | * | * | * | * | * | * | * | * | * | * | * | * |

Monthly First Asylum Applications in The Netherlands in 2023
Source: METIS

| Country of citizenships | Jan | Feb | Mar | Apr | May | Jun | Jul | Aug | Sep | 2020 | 2021 | 2022 | 2023 |
|----------------------------------|--------------|--------------|--------------|--------------|--------------|--------------|--------------|--------------|--------------|---------------|---------------|---------------|---------------|
| Malawi | * | * | * | * | * | * | * | * | * | * | * | * | 5 |
| Malaysia | * | * | * | * | * | * | * | * | * | * | 10 | * | * |
| Mali | * | 5 | * | * | * | * | * | * | 5 | 21 | 23 | 20 | 21 |
| Malta | * | * | * | * | * | * | * | * | * | * | * | * | * |
| Mauritania | * | * | * | * | * | * | * | * | * | 11 | 5 | * | * |
| Mexico | * | * | * | * | * | * | * | * | * | 7 | 16 | 14 | 8 |
| Moldova, Republic of | 10 | 26 | 32 | 47 | 52 | 63 | 37 | 70 | 16 | 32 | 40 | 205 | 353 |
| Mongolia | * | * | * | * | * | * | * | * | * | 13 | 8 | 5 | 11 |
| Montenegro | * | * | * | * | * | * | * | * | * | * | * | * | * |
| Morocco | 93 | 85 | 64 | 48 | 59 | 68 | 93 | 55 | 67 | 774 | 907 | 721 | 632 |
| Mozambique | * | * | * | * | * | * | * | * | * | * | * | * | * |
| Myanmar | * | * | * | 8 | 5 | 11 | * | * | * | 16 | 16 | 58 | 37 |
| Namibia | * | * | * | * | * | * | * | * | * | * | * | * | * |
| Nepal | * | * | * | * | * | * | * | * | * | * | * | 9 | 5 |
| Netherlands | * | * | * | * | * | * | * | * | * | * | * | * | * |
| Nicaragua | * | 6 | * | * | * | * | * | * | * | 5 | * | 67 | 12 |
| Niger | 5 | * | * | * | * | * | * | * | * | 27 | 16 | 18 | 22 |
| Nigeria | 38 | 51 | 39 | 56 | 41 | 84 | 63 | 53 | 73 | 633 | 418 | 521 | 498 |
| Norway | * | * | * | * | * | * | * | * | * | * | * | * | * |
| Oman | * | * | * | * | * | * | * | * | * | * | * | * | * |
| Pakistan | 62 | 45 | 52 | 39 | 45 | 52 | 68 | 52 | 42 | 267 | 443 | 877 | 457 |
| Palestinian Territory, Occupied | * | * | * | * | * | * | * | 7 | * | 17 | 17 | 32 | 15 |
| Panama | * | * | * | * | * | * | * | * | * | * | * | * | * |
| Paraguay | * | * | * | * | * | * | * | * | * | * | * | * | * |
| Peru | 15 | * | 6 | * | * | * | * | 5 | 11 | 7 | 6 | 19 | 44 |
| Philippines | * | * | * | * | * | * | * | * | * | 8 | * | * | * |
| Poland | * | * | * | * | * | * | * | * | * | 10 | * | 8 | 6 |
| Portugal | * | * | * | * | * | * | * | * | * | * | * | * | * |
| Qatar | * | * | * | * | * | * | * | * | * | * | * | * | * |
| Republic of North Macedonia | * | * | * | * | * | * | * | * | * | 54 | 15 | 14 | 9 |
| Romania | * | * | * | * | * | * | * | * | * | * | * | * | * |
| Russian Federation | 29 | 31 | 29 | 31 | 14 | 35 | 33 | 29 | 21 | 180 | 205 | 590 | 252 |
| Rwanda | * | * | * | * | * | * | * | * | * | 5 | 9 | 6 | 7 |
| Saint Lucia | * | * | * | * | * | * | * | * | * | * | * | * | * |
| Saint Vincent and the Grenadines | * | * | * | * | * | * | * | * | * | * | * | * | * |
| Sao Tome and Principe | * | * | * | * | * | * | * | * | * | * | * | * | * |
| Saudi Arabia | * | 5 | * | * | * | * | * | * | * | 9 | 31 | 38 | 19 |
| Senegal | * | * | 5 | * | * | * | * | * | * | 45 | 42 | 20 | 17 |
| Serbia | 15 | * | * | * | * | * | 8 | * | * | 82 | 32 | 26 | 32 |
| Sierra Leone | 8 | 9 | 15 | 9 | 25 | 15 | 24 | 36 | 50 | 58 | 66 | 84 | 191 |
| Somalia | 161 | 157 | 167 | 139 | 190 | 150 | 209 | 141 | 105 | 202 | 903 | 1.457 | 1.419 |
| South Africa | * | * | * | * | * | * | * | * | * | 5 | 7 | 17 | 11 |
| South Sudan | * | * | * | * | * | * | * | * | * | 8 | 16 | 7 | 10 |
| Spain | * | * | * | * | * | * | * | * | * | * | * | * | * |
| Sri Lanka | 8 | * | * | 7 | * | * | * | 6 | * | 22 | 20 | 31 | 32 |
| Stateless | 5 | * | 9 | 5 | 10 | * | 6 | * | 9 | 33 | 43 | 39 | 50 |
| Sudan | 29 | 22 | 12 | 11 | 25 | 50 | 41 | 41 | 68 | 157 | 135 | 195 | 299 |
| Suriname | * | * | * | * | * | * | * | * | * | 17 | * | 9 | 8 |
| Sweden | * | * | * | * | * | * | * | * | * | * | * | * | * |
| Syrian Arab Republic | 638 | 454 | 463 | 584 | 764 | 1.030 | 1.278 | 1.368 | 1.672 | 4.022 | 8.323 | 12.648 | 8.251 |
| Taiwan | * | * | * | * | * | * | * | * | * | * | * | * | * |
| Tajikistan | * | * | * | * | * | * | * | * | 9 | 19 | 17 | 48 | 20 |
| Tanzania, United Republic of | * | * | * | * | * | * | * | * | * | 17 | 5 | 11 | 15 |
| Thailand | * | * | * | * | * | * | * | * | * | * | * | * | * |
| Togo | * | * | * | * | * | * | * | * | * | * | * | * | * |
| Trinidad and Tobago | * | * | * | * | * | * | * | * | * | * | 9 | 19 | 6 |
| Tunisia | 42 | 25 | 39 | 23 | 35 | 33 | 27 | 40 | 36 | 242 | 264 | 285 | 300 |
| Turkey | 163 | 155 | 157 | 149 | 152 | 203 | 312 | 304 | 260 | 989 | 2.459 | 2.684 | 1.855 |
| Turkmenistan | * | * | * | * | * | * | * | * | * | * | 19 | 26 | 6 |
| Uganda | 9 | 24 | 18 | 13 | 14 | 17 | 25 | 20 | 32 | 85 | 57 | 192 | 172 |
| Ukraine | 61 | 39 | 62 | 47 | 41 | 61 | 41 | 47 | 32 | 42 | 71 | 1.060 | 431 |
| United Arab Emirates | * | * | * | * | * | * | * | * | * | * | * | * | * |
| United Kingdom | * | * | * | * | * | * | * | * | * | * | * | 8 | * |
| United States of America | * | * | * | * | * | * | * | * | * | 11 | 14 | 17 | 10 |
| Unknown | 113 | 75 | 78 | 80 | 90 | 102 | 106 | 108 | 116 | 581 | 829 | 1.113 | 868 |
| Uzbekistan | 6 | 8 | 5 | * | * | * | * | 6 | 8 | 11 | 22 | 58 | 47 |
| Venezuela | * | 16 | 13 | 9 | 9 | 9 | 22 | 9 | 13 | 83 | 72 | 175 | 101 |
| Viet Nam | * | * | * | * | * | * | * | * | * | 18 | 13 | 7 | 6 |
| Yemen | 156 | 151 | 187 | 219 | 133 | 168 | 181 | 113 | 120 | 410 | 1.189 | 2.428 | 1.428 |
| Zambia | * | * | * | * | * | * | * | * | * | * | * | 5 | * |
| Zimbabwe | 6 | * | * | * | * | * | 5 | * | * | 12 | 6 | 18 | 15 |
| Other | * | * | * | * | * | * | * | * | * | 50 | 38 | * | * |
| Totaal | 2.500 | 2.209 | 2.247 | 2.362 | 2.558 | 3.045 | 3.572 | 3.318 | 3.623 | 13.673 | 24.686 | 35.535 | 25.434 |

* To conceal the lowest figures, all values between 0 and 4 are replaced by asterisk.
Selection criterion for this table: all nationalities with at least 1 application in the current year.