



Immigratie- en Naturalisatiedienst
Ministerie van Justitie en Veiligheid

Asylum Trends

Monthly Report on Asylum Applications in The Netherlands

October 2023

Colophon

Title Asylum Trends

Subtitle Monthly Report on Asylum Applications in The Netherlands
Recent trends

Author Ministry of Justice and Security
Immigration and Naturalisation Service (IND)
IND Business Information Centre (BIC)
Rijnstraat 8 | 2515 XP Den Haag
Postbus 16275 | 2500 BG Den Haag

Migratie in beweging



EUROPESE UNIE
Het Fonds voor asiel,
migratie en integratie

Contents

<i>Colophon</i>	2
-----------------	---

Asylum applications in The Netherlands

Total asylum applications in The Netherlands	4
First asylum applications in The Netherlands	5
Repeated asylum applications in The Netherlands	6
Family reunification in The Netherlands	7
Unaccompanied minor asylum seekers in The Netherlands	8
Monthly first asylum applications in The Netherlands	9

Appendix

Appendix: Relocation and Resettlement

Total asylum influx in The Netherlands (first applications, repeated applications, family reunification influx)
Source: METIS

Top 10 Last thirteen months **total** asylum applications in The Netherlands

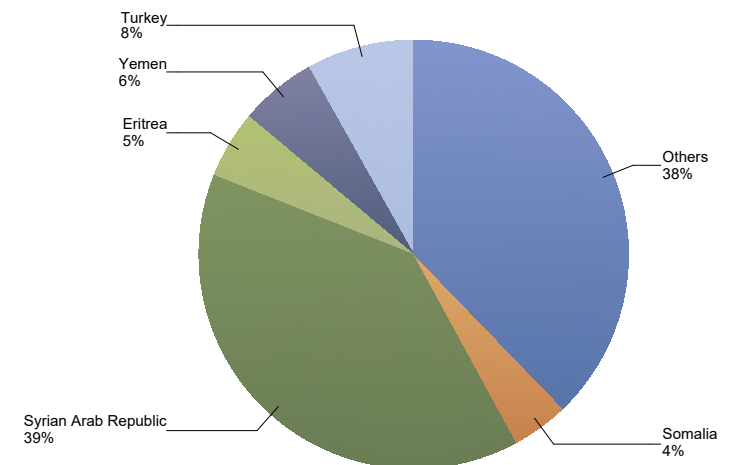
Total 2021	Total 2022	Country of citizenship	2022				2023												Last 12 months	Perc
			Oct	Nov	Dec	Total	Jan	Feb	Mar	Apr	May	Jun	Jul	Aug	Sep	Oct	Total			
14.904	19.989	Syrian Arab Republic	2.099	1.865	1.015	4.979	824	747	1.099	1.163	1.374	1.603	1.878	1.915	2.281	2.711	15.595	18.475	39%	
3.215	3.802	Turkey	388	276	253	917	223	234	288	253	264	318	425	379	380	566	3.330	3.859	8%	
1.855	2.813	Yemen	300	281	142	723	166	168	240	239	242	238	252	216	249	299	2.309	2.732	6%	
1.576	1.935	Eritrea	214	184	136	534	139	176	175	139	205	225	296	240	237	261	2.093	2.413	5%	
1.059	1.624	Somalia	145	191	205	541	171	161	184	143	202	159	219	149	108	134	1.630	2.026	4%	
1.176	1.264	Algeria	133	203	165	501	156	144	150	95	128	148	132	123	109	146	1.331	1.699	4%	
1.133	933	Iraq	104	66	141	311	84	97	109	222	158	123	121	87	108	131	1.240	1.447	3%	
607	1.135	Iran (Islamic Republic of)	137	161	121	419	159	109	139	114	117	94	95	55	99	93	1.074	1.356	3%	
952	1.277	Unknown	125	122	113	360	115	86	95	87	99	117	106	110	121	153	1.089	1.324	3%	
3.425	2.945	Afghanistan	141	128	93	362	88	98	62	64	76	78	67	43	86	70	732	953	2%	
6.718	10.274	Others	1.082	1.107	859	3.048	872	821	824	757	740	932	955	926	904	1.440	9.171	11.137	23%	
36.620	47.991	Total	4.868	4.584	3.243	12.695	2.997	2.841	3.365	3.276	3.605	4.035	4.546	4.243	4.682	6.004	39.594	47.421	100%	

* To conceal the lowest figures, all values between 0 and 4 are replaced by asterisk.

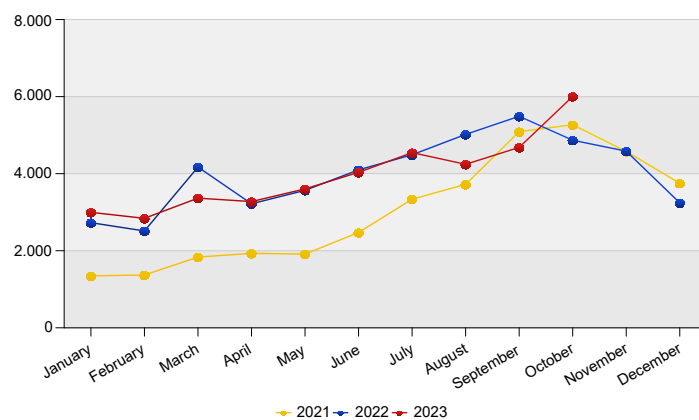
Top Total asylum applications in The Netherlands
October 2023

	Country of citizenship		%
1	Syrian Arab Republic	2.711	45%
2	Turkey	566	9%
3	Yemen	299	5%
4	Sudan	267	4%
5	Eritrea	261	4%
6	Unknown	153	3%
7	Algeria	146	2%
8	China (including Hong Kong)	139	2%
9	Somalia	134	2%
10	Iraq	131	2%
	Others	1.197	20%
Total October 2023		6.004	100%

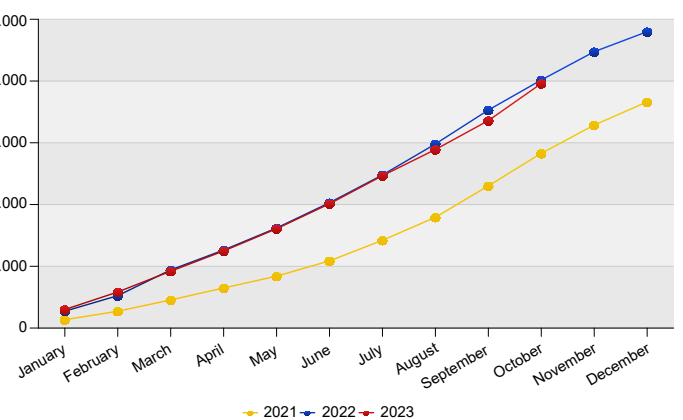
Top Nationalities total applications last twelve months
Period: Nov 2022 - Oct 2023
Number of total asylum applications: 47.421



Total asylum applications in The Netherlands



Cumulative development of total asylum applications in The Netherlands



First asylum applications in The Netherlands
Source: METIS

Top 10 Last thirteen months **first** asylum applications in The Netherlands

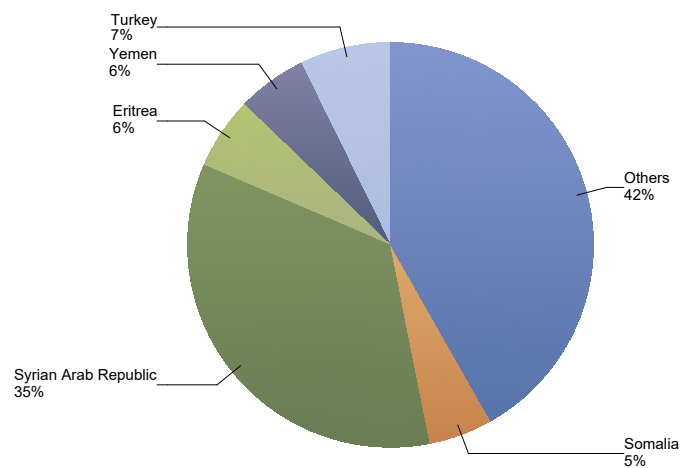
Total 2021	Total 2022 **	Country of citizenship	2022				2023										Last 12 months	Perc	
			Oct	Nov	Dec	Total	Jan	Feb	Mar	Apr	May	Jun	Jul	Aug	Sep	Oct			Total
8.323	12.648	Syrian Arab Republic	1.738	1.652	794	4.184	638	455	463	584	764	1.029	1.278	1.368	1.672	2.119	10.370	12.816	35%
2.459	2.684	Turkey	302	218	173	693	163	155	157	149	152	202	312	304	259	452	2.305	2.696	7%
768	1.365	Eritrea	151	152	95	398	90	138	155	103	188	212	294	235	220	242	1.877	2.124	6%
1.189	2.428	Yemen	284	265	127	676	156	149	187	219	132	168	180	113	120	236	1.660	2.052	6%
903	1.457	Somalia	134	181	175	490	161	157	167	138	190	150	209	141	105	112	1.530	1.886	5%
1.105	1.206	Algeria	130	197	154	481	151	139	142	89	119	144	123	113	102	136	1.258	1.609	4%
829	1.113	Unknown	122	113	101	336	109	75	78	79	92	104	104	108	116	129	994	1.208	3%
263	702	Iran (Islamic Republic of)	97	126	89	312	139	99	116	103	106	82	83	50	90	87	955	1.170	3%
746	671	Iraq	85	61	115	261	64	67	54	194	135	80	111	41	89	95	930	1.106	3%
907	721	Morocco	67	78	66	211	92	86	64	48	59	68	93	55	67	81	713	857	2%
7.194	10.540	Others	966	1.029	706	2.701	725	693	657	651	617	798	779	788	793	1.298	7.799	9.534	26%
24.686	35.535	Total	4.076	4.072	2.595	10.743	2.488	2.213	2.240	2.357	2.554	3.037	3.566	3.316	3.633	4.987	30.391	37.058	100%

* To conceal the lowest figures, all values between 0 and 4 are replaced by asterisk.

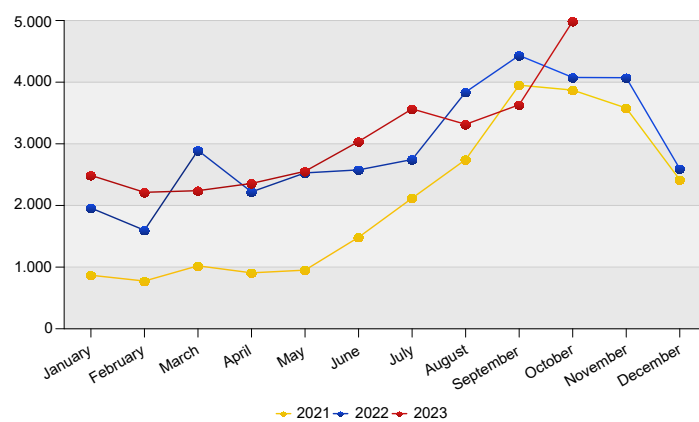
Top First asylum applications in The Netherlands
October 2023

	Country of citizenship		%
1	Syrian Arab Republic	2.119	42%
2	Turkey	452	9%
3	Sudan	262	5%
4	Eritrea	242	5%
5	Yemen	236	5%
6	China (including Hong Kong)	138	3%
7	Algeria	136	3%
8	Unknown	129	3%
9	Somalia	112	2%
10	Iraq	95	2%
11	Moldova, Republic of	95	2%
	Others	971	19%
Total October 2023		4.987	100%

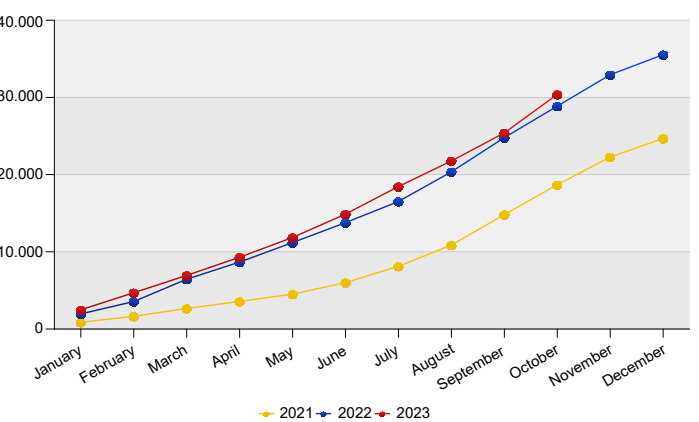
Top Nationalities first applications last twelve months
Period: Nov 2022 - Oct 2023
Number of first asylum applications: 37.058



First asylum applications in The Netherlands



Cumulative development of first asylum applications in The Netherlands



Repeated asylum applications in The Netherlands
Source: METIS

Top 10 Last thirteen months repeated asylum applications in The Netherlands

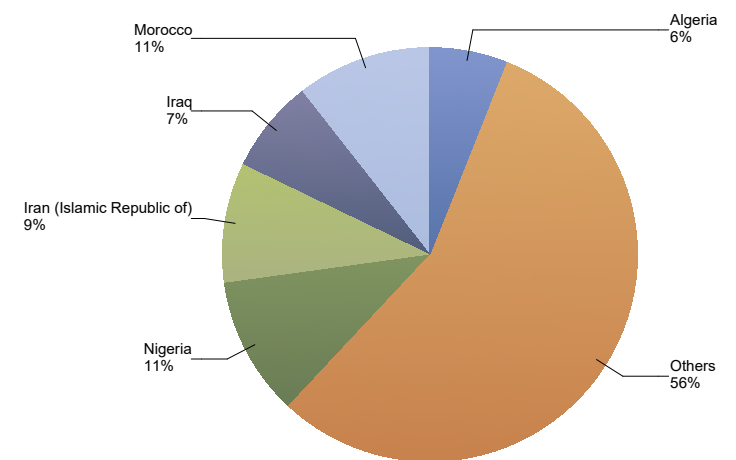
Total 2021	Total 2022	Country of citizenship	2022				2023												Last 12 months	Perc
			Oct	Nov	Dec	Total	Jan	Feb	Mar	Apr	May	Jun	Jul	Aug	Sep	Oct	Total			
92	151	Nigeria	17	10	20	47	9	12	10	23	11	17	13	11	8	13	127	157	11%	
73	54	Morocco	9	15	11	35	14	11	17	11	17	*	9	15	18	11	127	153	11%	
221	218	Iran (Islamic Republic of)	20	28	23	71	17	*	18	8	7	12	*	7	*	84	135	9%		
122	132	Iraq	9	5	7	21	10	*	16	6	8	13	6	22	9	*	93	105	7%	
62	54	Algeria	*	*	11	17	5	5	8	6	9	*	9	10	7	10	73	87	6%	
142	103	Syrian Arab Republic	14	12	5	31	8	13	5	*	*	10	9	*	*	62	79	5%		
77	43	Eritrea	*	8	5	17	*	6	*	7	*	6	*	*	7	6	45	58	4%	
33	39	Uganda	7	*	*	12	5	*	5	5	7	*	5	7	*	5	46	51	4%	
66	42	Somalia	*	*	11	16	*	*	*	5	7	*	6	*	*	6	36	49	3%	
27	25	Gambia	*	*	5	12	*	*	*	*	*	*	*	7	*	*	29	37	3%	
899	668	Others	40	43	47	130	41	56	39	34	45	37	60	45	38	50	445	535	37%	
1.814	1.529	Total	130	130	149	409	116	116	127	110	122	104	131	127	102	112	1.167	1.446	100%	

* To conceal the lowest figures, all values between 0 and 4 are replaced by asterisk.

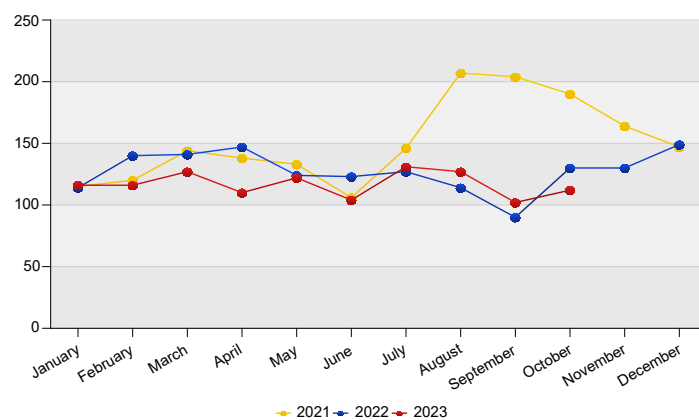
Top Repeated asylum applications in The Netherlands October 2023

Country of citizenship		%
1 Nigeria	13	12%
2 Morocco	11	10%
3 Algeria	10	9%
4 Azerbaijan	8	7%
5 Egypt	8	7%
6 Armenia	7	6%
Others	55	49%
Total October 2023	112	100%

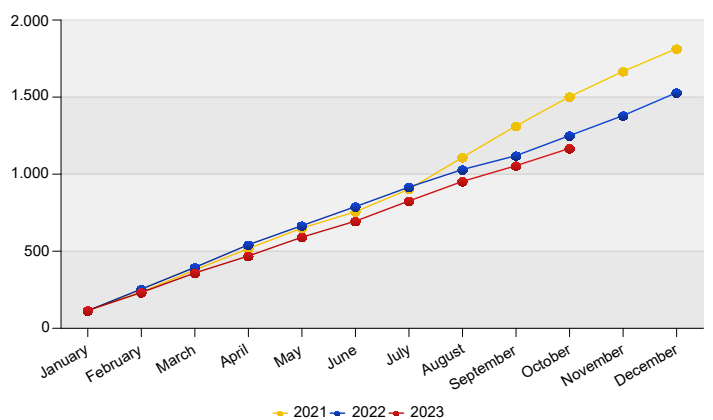
Top Nationalities repeated asylum applications last twelve months
Period: Nov 2022 - Oct 2023
Number of repeated asylum applications: 1.446



Repeated asylum applications in The Netherlands



Cumulative development of repeated asylum applications in The Netherlands



Influx of family reunification in The Netherlands (Council Directive 2003/86/EC Chapter V)
 Source: METIS

Top 10 Last thirteen months Influx of family reunification in The Netherlands

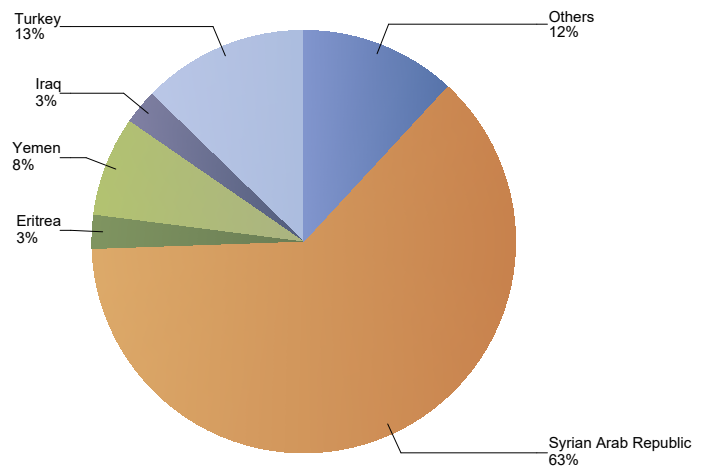
Total 2021	Total 2022	Country of citizenship	2022				2023												Last 12 months	Perc
			Oct	Nov	Dec	Total	Jan	Feb	Mar	Apr	May	Jun	Jul	Aug	Sep	Oct	Total			
6.439	7.238	Syrian Arab Republic	347	201	216	764	178	279	631	576	606	564	591	544	606	588	5.163	5.580	63%	
735	1.094	Turkey	85	52	79	216	59	76	129	103	107	116	111	70	120	113	1.004	1.135	13%	
651	377	Yemen	16	15	15	46	10	19	53	20	110	70	72	103	128	62	647	677	8%	
265	130	Iraq	10	*	19	29	10	28	39	22	15	30	*	24	10	35	217	236	3%	
731	527	Eritrea	59	24	36	119	45	32	18	29	13	7	*	*	10	13	171	231	3%	
118	159	Afghanistan	19	13	21	53	21	12	21	22	25	17	13	*	30	10	173	207	2%	
342	370	Stateless	40	10	25	75	8	17	29	9	5	11	10	8	14	*	114	149	2%	
168	137	Pakistan	22	7	15	44	6	6	*	*	7	17	10	17	*	5	75	97	1%	
100	140	Unknown	*	8	9	20	5	5	15	7	5	12	*	*	*	24	79	96	1%	
90	125	Somalia	8	8	19	35	9	*	13	*	5	8	*	7	*	16	64	91	1%	
123	215	Iran (Islamic Republic of)	20	7	9	36	*	7	5	*	*	5	*	*	*	*	35	51	1%	
358	415	Others	33	37	36	106	39	30	41	18	27	37	32	19	19	32	294	367	4%	
10.120	10.927	Total	662	382	499	1.543	393	512	998	809	929	894	849	800	947	905	8.036	8.917	100%	

* To conceal the lowest figures, all values between 0 and 4 are replaced by asterisk.

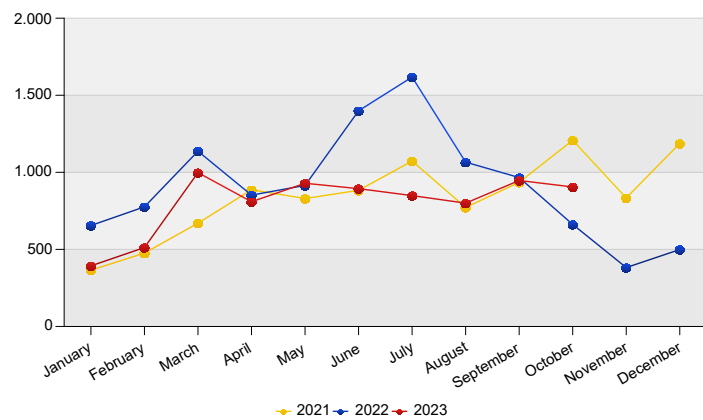
Top Influx of family reunification in The Netherlands October 2023

Country of citizenship			%
1	Syrian Arab Republic	588	65%
2	Turkey	113	12%
3	Yemen	62	7%
4	Iraq	35	4%
5	Unknown	24	3%
	Others	83	9%
Total October 2023		905	100%

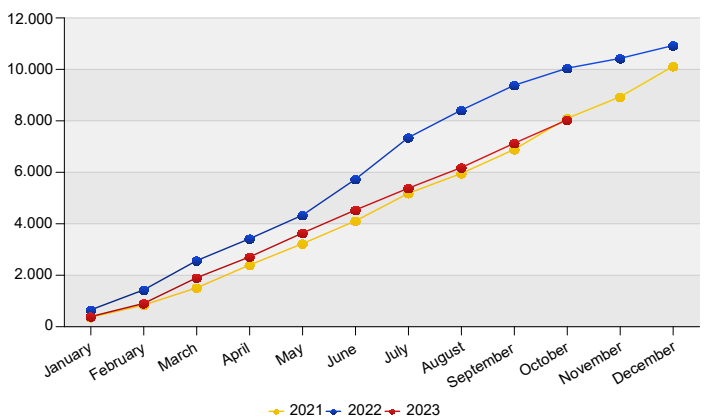
Top Nationalities Influx of family reunification last twelve months
 Period: Nov 2022 - Oct 2023
 Number of influx family reunification: 8.917



Influx of family reunification in The Netherlands



Cumulative development of Influx of family reunification in The Netherlands



Influx of indicated unaccompanied minor asylum seekers in The Netherlands
Source: METIS

Top 10 Unaccompanied minor asylum applications in The Netherlands

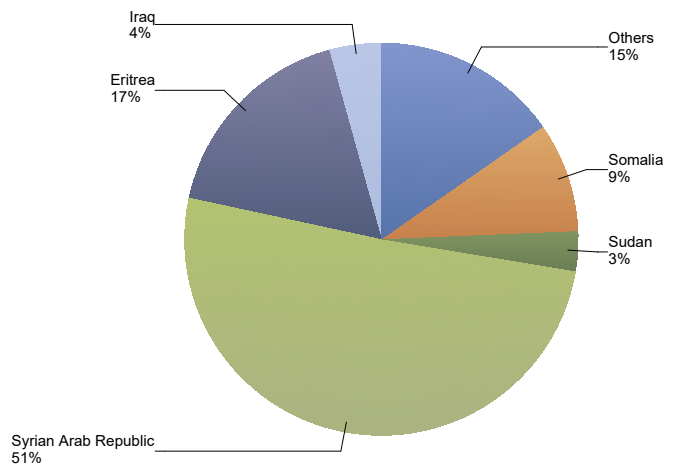
Total 2021	Total 2022	Country of citizenship	2022				2023										Last 12 months	Perc	
			Oct	Nov	Dec	Total	Jan	Feb	Mar	Apr	May	Jun	Jul	Aug	Sep	Oct			Total
1.078	2.427	Syrian Arab Republic	360	299	126	785	85	45	64	112	145	208	261	373	586	527	2.406	2.831	51%
235	606	Eritrea	68	76	27	171	23	42	55	47	73	87	154	112	141	128	862	965	17%
185	319	Somalia	45	31	48	124	45	46	42	41	61	35	43	38	37	37	425	504	9%
163	93	Iraq	18	6	*	27	12	11	7	63	41	30	28	*	21	14	231	240	4%
13	20	Sudan	*	*	*	5	*	*	*	*	*	*	*	8	34	118	177	182	3%
70	188	Yemen	25	27	8	60	15	9	22	27	7	8	*	12	18	19	140	175	3%
87	145	Afghanistan	16	29	11	56	11	7	7	*	6	9	10	8	15	11	86	126	2%
72	72	Algeria	5	13	15	33	7	5	*	*	8	*	5	6	10	15	67	95	2%
13	50	Ethiopia	8	5	*	17	*	*	6	*	*	*	9	10	6	12	58	67	1%
68	72	Unknown	8	9	*	18	*	*	*	*	*	5	8	5	11	9	54	64	1%
207	215	Others	29	17	12	58	18	14	9	15	11	21	35	54	58	62	297	326	6%
2.191	4.207	Total	582	516	256	1.354	227	186	218	318	361	414	560	630	937	952	4.803	5.575	100%

* To conceal the lowest figures, all values between 0 and 4 are replaced by asterisk.

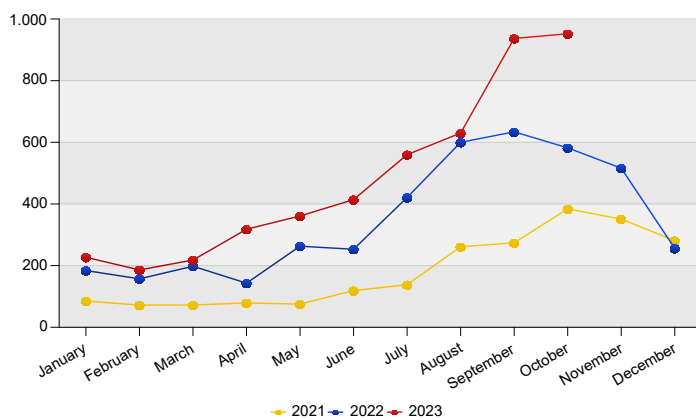
Top Unaccompanied minor asylum applications in The Netherlands October 2023

Country of citizenship			%
1	Syrian Arab Republic	527	55%
2	Eritrea	128	13%
3	Sudan	118	12%
4	Somalia	37	4%
5	Yemen	19	2%
	Others	123	13%
Total October 2023		952	100%

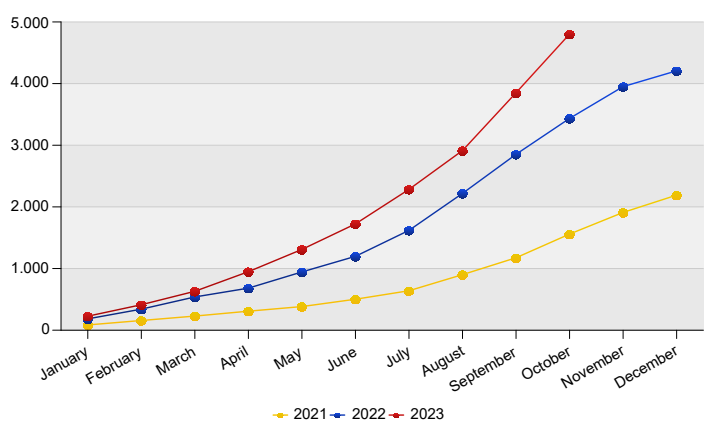
Top Nationalities unaccompanied minor asylum applications last twelve months
Period: Nov 2022 - Oct 2023
Number of unaccompanied minor asylum applications: 5.575



Unaccompanied minor asylum applications in The Netherlands



Cumulative development of Unaccompanied minor asylum applications in The Netherlands



Monthly First Asylum Applications in The Netherlands in 2023

Source: METIS

Country of citizenships	Jan	Feb	Mar	Apr	May	Jun	Jul	Aug	Sep	Oct	2020	2021	2022	2023
Afghanistan	65	84	39	42	51	61	53	40	56	60	389	3.006	2.732	551
Albania	*	8	*	*	*	*	*	*	*	*	82	54	52	20
Algeria	151	139	142	89	119	144	123	113	102	136	993	1.105	1.206	1.258
Angola	*	*	*	*	*	*	*	*	*	*	12	5	17	19
Argentina	*	*	*	*	*	*	*	*	*	*	*	6	5	*
Armenia	*	5	*	*	*	*	6	8	*	*	25	33	50	35
Australia	*	*	*	*	*	*	*	*	*	*	*	*	*	*
Azerbaijan	11	17	7	24	9	8	12	7	*	8	115	78	127	105
Bahrain	*	6	*	*	*	*	*	*	*	*	5	*	5	7
Bangladesh	*	*	*	*	*	*	*	*	*	*	21	11	18	18
Belarus	14	*	*	7	*	14	10	6	5	*	84	86	94	64
Belgium	*	*	*	*	*	*	*	*	*	*	*	*	*	*
Benin	*	*	*	*	*	*	*	6	5	*	*	*	9	21
Bolivia	*	*	*	5	*	*	*	*	*	*	*	*	7	6
Bosnia and Herzegovina	*	*	*	*	*	*	*	*	*	*	11	5	15	7
Botswana	*	*	*	*	*	*	*	*	*	*	*	*	*	*
Brazil	*	*	*	*	*	*	*	*	*	*	19	17	12	7
Bulgaria	*	*	*	*	*	*	*	*	*	*	5	*	*	*
Burkina Faso	*	*	*	*	*	*	*	*	*	*	8	8	*	6
Burundi	*	*	*	*	*	*	*	*	*	*	*	*	16	6
Cambodia	*	*	*	*	*	*	*	*	*	*	*	*	*	*
Cameroon	*	*	5	15	7	*	*	*	6	*	36	17	24	53
Canada	*	*	*	*	*	*	*	*	*	*	*	*	*	*
Cape Verde	*	*	*	*	*	*	*	*	*	*	*	*	*	*
Central African Republic	*	*	*	*	*	*	*	*	*	*	*	*	*	*
Chad	*	*	*	*	*	*	*	*	*	*	11	17	10	11
Chile	*	*	*	*	*	*	*	*	*	*	*	*	7	5
China (including Hong Kong)	27	18	17	22	13	19	17	25	43	138	56	153	151	339
Colombia	11	54	53	45	43	48	52	39	28	49	106	187	519	422
Comoros	*	*	*	*	*	*	*	*	*	*	*	*	*	*
Congo, the Democratic Republic of the	*	*	*	*	*	*	*	*	*	*	10	11	27	22
Congo, the Republic of the	*	*	*	*	5	*	*	*	*	*	17	25	22	18
Costa Rica	*	*	*	*	*	*	*	*	*	*	*	*	*	*
Cote d'Ivoire	*	*	5	*	*	*	*	*	*	*	29	11	10	21
Cuba	*	*	*	*	*	5	*	*	*	*	8	17	13	12
Czech Republic	*	*	*	*	*	*	*	*	*	*	5	*	*	*
Denmark	*	*	*	*	*	*	*	*	*	*	*	*	*	*
Djibouti	*	*	*	*	*	*	*	*	*	*	*	*	*	*
Dominica	*	*	*	*	*	*	*	*	*	*	*	*	*	*
Dominican Republic	*	*	*	*	*	*	5	*	*	*	5	*	7	10
Ecuador	*	*	*	*	6	5	*	*	*	5	*	*	*	20
Egypt	19	13	26	14	13	22	28	42	42	28	101	146	262	247
El Salvador	*	*	*	*	*	*	*	*	*	*	28	33	75	13
Equatorial Guinea	*	*	*	*	*	*	*	*	*	*	*	*	*	*
Eritrea	90	138	155	103	188	212	294	235	220	242	368	768	1.365	1.877
Estonia	*	*	*	*	*	*	*	*	*	*	*	*	*	*
Ethiopia	19	19	22	21	15	17	31	31	16	33	44	167	305	224
France	*	*	*	*	*	*	*	*	*	*	*	*	5	*
Gambia	14	8	8	6	14	10	20	19	16	21	204	140	102	136
Georgia	14	15	8	7	10	12	10	10	*	8	163	89	156	94
Germany	*	*	*	*	*	*	*	*	*	*	6	9	*	7
Ghana	*	6	5	*	5	5	*	*	7	*	41	40	35	39
Greece	*	*	*	*	*	*	*	*	*	*	*	*	*	*
Guatemala	*	*	*	*	*	*	*	*	*	*	*	*	*	*
Guinea	18	*	7	5	8	11	7	17	24	24	108	79	95	125
Guinea-Bissau	*	*	*	*	*	*	*	*	*	*	10	*	*	5
Guyana	*	*	*	*	*	*	*	*	*	*	*	*	5	*
Haiti	*	*	8	*	*	*	*	*	*	*	*	15	10	18
Honduras	*	*	*	*	*	*	*	*	*	*	6	8	*	8
Hungary	*	*	*	*	*	*	*	*	*	*	5	*	*	*
India	26	14	15	17	14	18	8	13	*	5	14	120	123	133
Indonesia	*	*	*	*	*	*	*	*	*	*	9	6	*	*
Iran (Islamic Republic of)	139	99	116	103	106	82	83	50	90	87	370	263	702	955
Iraq	64	67	54	194	135	80	111	41	89	95	336	746	671	930
Ireland	*	*	*	*	*	*	*	*	*	*	*	*	*	*
Israel	*	*	*	*	6	*	*	*	*	*	*	*	*	8
Italy	*	*	*	*	*	*	*	*	*	*	5	*	*	6
Jamaica	6	*	*	11	*	*	*	*	*	*	6	18	17	22
Japan	*	*	*	*	*	*	*	*	*	*	*	*	*	*
Jordan	18	11	7	6	*	7	13	8	9	*	55	19	85	87
Kazakhstan	*	6	6	*	*	8	7	*	5	*	28	13	41	42
Kenya	*	*	*	26	*	*	5	*	*	7	12	*	18	49
Korea, Democratic People's Republic of	*	*	*	*	*	*	*	*	*	*	*	*	5	*
Kosovo	*	*	*	*	*	*	*	*	*	*	*	*	9	8
Kuwait	*	*	*	*	*	*	*	*	*	*	8	*	9	9
Kyrgyzstan	*	*	*	*	*	*	*	*	5	*	*	*	18	7
Lao People's Democratic Republic	*	*	*	*	*	*	*	*	*	*	*	*	*	*
Latvia	*	*	*	*	*	*	*	*	*	*	*	*	*	*
Lebanon	9	5	*	6	*	8	6	5	*	10	88	69	65	57
Liberia	*	*	*	*	*	*	*	*	*	*	11	10	9	17
Libyan Arab Jamahiriya	33	23	16	*	21	19	20	18	9	34	188	124	193	197
Lithuania	*	*	*	*	*	*	*	*	*	*	*	*	*	*
Madagascar	*	*	*	*	*	*	*	*	*	*	*	*	*	*
Malawi	*	*	*	*	*	*	*	*	*	*	*	*	*	5
Malaysia	*	*	*	*	*	*	*	*	*	*	*	10	*	*
Maldives	*	*	*	*	*	*	*	*	*	*	*	*	*	*
Mali	*	5	*	*	*	*	*	*	5	*	21	23	20	22
Malta	*	*	*	*	*	*	*	*	*	*	*	*	*	*

Monthly First Asylum Applications in The Netherlands in 2023

Source: METIS

Country of citizenships	Jan	Feb	Mar	Apr	May	Jun	Jul	Aug	Sep	Oct	2020	2021	2022	2023
Mauritania	*	*	*	*	*	*	*	*	*	*	11	5	*	*
Mexico	*	*	*	*	*	*	*	*	*	*	7	16	14	8
Moldova, Republic of	10	26	32	47	52	62	37	71	15	95	32	40	205	447
Monaco	*	*	*	*	*	*	*	*	*	*	*	*	*	*
Mongolia	*	*	*	*	*	*	*	*	*	*	13	8	5	11
Montenegro	*	*	*	*	*	*	*	*	*	*	*	*	*	*
Morocco	92	86	64	48	59	68	93	55	67	81	774	907	721	713
Mozambique	*	*	*	*	*	*	*	*	*	*	*	*	*	*
Myanmar	*	*	*	8	5	11	*	*	*	12	16	16	58	49
Namibia	*	*	*	*	*	*	*	*	*	*	*	*	*	*
Nepal	*	*	*	*	*	*	*	*	*	*	*	*	9	5
Netherlands	*	*	*	*	*	*	*	*	*	*	*	*	*	7
Nicaragua	*	6	*	*	*	*	*	*	*	*	5	*	67	13
Niger	5	*	*	*	*	*	*	*	*	5	27	16	18	27
Nigeria	38	51	38	56	40	84	63	53	73	61	633	418	521	557
Norway	*	*	*	*	*	*	*	*	*	*	*	*	*	*
Oman	*	*	*	*	*	*	*	*	*	*	*	*	*	*
Pakistan	61	45	52	39	45	52	68	52	42	75	267	443	877	531
Palestinian Territory, Occupied	*	*	*	*	*	*	*	7	*	6	17	17	32	21
Panama	*	*	*	*	*	*	*	*	*	*	*	*	*	*
Paraguay	*	*	*	*	*	*	*	*	*	*	*	*	*	*
Peru	15	*	6	*	*	*	*	5	11	*	7	6	19	45
Philippines	*	*	*	*	*	*	*	*	*	*	8	*	*	*
Poland	*	*	*	*	*	*	*	*	*	*	10	*	8	6
Portugal	*	*	*	*	*	*	*	*	*	*	*	*	*	*
Qatar	*	*	*	*	*	*	*	*	*	*	*	*	*	*
Republic of North Macedonia	*	*	*	*	*	*	*	*	*	*	54	15	14	10
Romania	*	*	*	*	*	*	*	*	*	*	*	*	*	*
Russian Federation	28	31	29	31	13	35	33	29	20	33	180	205	590	282
Rwanda	*	*	*	*	*	*	*	*	*	*	5	9	6	9
Saint Lucia	*	*	*	*	*	*	*	*	*	*	*	*	*	*
Saint Vincent and the Grenadines	*	*	*	*	*	*	*	*	*	*	*	*	*	*
Sao Tome and Principe	*	*	*	*	*	*	*	*	*	*	*	*	*	*
Saudi Arabia	*	5	*	*	*	*	*	*	*	*	9	31	38	22
Senegal	*	*	5	*	*	*	*	*	*	*	45	42	20	18
Serbia	15	*	*	*	*	*	8	*	*	*	82	32	26	32
Sierra Leone	8	9	15	9	25	15	24	36	50	56	58	66	84	247
Somalia	161	157	167	138	190	150	209	141	105	112	202	903	1.457	1.530
South Africa	*	*	*	*	*	*	*	*	*	*	5	7	17	15
South Sudan	*	*	*	*	*	*	*	*	*	13	8	16	7	23
Spain	*	*	*	*	*	*	*	*	*	*	*	*	*	*
Sri Lanka	8	*	*	7	*	*	*	6	*	*	22	20	31	34
Stateless	7	*	9	5	10	*	6	*	9	*	33	43	39	55
Sudan	29	22	12	11	25	49	41	40	68	262	157	135	195	559
Suriname	*	*	*	*	*	*	*	*	*	*	17	*	9	8
Sweden	*	*	*	*	*	*	*	*	*	*	*	*	*	*
Syrian Arab Republic	638	455	463	584	764	1.029	1.278	1.368	1.672	2.119	4.022	8.323	12.648	10.370
Taiwan	*	*	*	*	*	*	*	*	*	*	*	*	*	*
Tajikistan	*	*	*	*	*	*	*	*	9	8	19	17	48	28
Tanzania, United Republic of	*	*	*	*	*	*	*	*	*	*	17	5	11	18
Thailand	*	*	*	*	*	*	*	*	*	*	*	*	*	*
Togo	*	*	*	*	*	*	*	*	*	*	*	*	*	*
Trinidad and Tobago	*	*	*	*	*	*	*	*	*	*	*	9	19	6
Tunisia	42	25	39	23	35	33	27	40	36	43	242	264	285	343
Turkey	163	155	157	149	152	202	312	304	259	452	989	2.459	2.684	2.305
Turkmenistan	*	*	*	*	*	*	*	*	*	*	*	19	26	8
Uganda	9	24	18	13	14	17	25	20	32	39	85	57	192	211
Ukraine	59	43	57	47	40	60	41	47	45	33	42	71	1.060	472
United Arab Emirates	*	*	*	*	*	*	*	*	*	*	*	*	*	*
United Kingdom	*	*	*	*	*	*	*	*	*	*	*	*	8	*
United States of America	*	*	*	*	*	*	*	*	*	*	11	14	17	12
Unknown	109	75	78	79	92	104	104	108	116	129	581	829	1.113	994
Uzbekistan	6	8	5	*	*	*	*	6	8	*	11	22	58	48
Venezuela	*	16	13	9	9	9	22	9	13	22	83	72	175	123
Viet Nam	*	*	*	*	*	*	*	*	*	*	18	13	7	6
Yemen	156	149	187	219	132	168	180	113	120	236	410	1.189	2.428	1.660
Zambia	*	*	*	*	*	*	*	*	*	*	*	*	5	*
Zimbabwe	6	*	*	*	*	*	5	*	*	*	12	6	18	19
Other	*	*	*	*	*	*	*	*	*	*	50	36	*	*
Totaal	2.488	2.213	2.240	2.357	2.554	3.037	3.566	3.316	3.633	4.987	13.673	24.686	35.535	30.391

* To conceal the lowest figures, all values between 0 and 4 are replaced by asterisk.
Selection criterion for this table: all nationalities with at least 1 application in the current year.